

# DAILY LESSON PLAN



Date: Jan 7, 2026

Grade level: BASE

HOW TO BUILD MY FIRST SENTENCE



## 1. Struttura base della frase

**Soggetto** + **Verbo** + **Complemento**

In inglese è molto importante mantenere lo stesso ordine

1. I eat an apple.
2. She plays the guitar.
3. They watch a movie.

**ELEMENTI PRINCIPALI IN OGNI FRASE**



## ☐ Soggetto (Subject)

Chi compie l'azione.

Esempi: **I, You, He, She, It, We, You, They**

## ☐ Verbo (Verb)

L'azione che il soggetto compie.

Esempi: **eat, read, play, go, like**

## ☐ Complemento (Object / Information)

Cosa o chi riceve l'azione, oppure un'informazione aggiuntiva.

Esempi: **an apple, a book, football, to school**



# Dettagli importanti

L'inglese segue un ordine **fisso** nella frase:

**Soggetto** + **Verbo** + **Oggetto** + **Altri elementi (tempo, luogo, modo)**

Esempio:

- I eat breakfast at 8 o'clock.  
(Soggetto = I, Verbo = eat, Oggetto = breakfast, Tempo = at 8 o'clock)

### **Schema generale:**

👉 **S + V + O + (Time) + (Place) + (Manner)**

Esempi:

- She studies English every day at home.
- They play football on Sundays in the park.

**L'aggettivo** in inglese si mette **prima del nome** (non dopo come in italiano).

Esempi:

- A **red** car → una macchina rossa
- A **big** house → una casa grande
- An **interesting** book → un libro interessante

SOGGETTO	VERBO	C. OGGETTO	TUTTO IL RESTO
THEY	PLAY	BASKETBALL	EVERY DAY
MY BROTHER	IS STUDYING	ENGLISH	ON STAURDAY
I	EAT	A LITTLE DESSERT	WITH MY MUM ON SUNDAY



**Pensa sempre in inglese fin dall'inizio della frase, senza tradurre parola per parola dall'italiano. Parti dal soggetto, aggiungi il verbo, poi completa con oggetto o informazioni. Esempio: invece di pensare "lo mangio una mela" → pensa direttamente "I eat an apple".**

# PRESENT SIMPLE



Date: Jan 11, 2026

Subject: PRESENT SIMPLE



Il Present Simple si usa per parlare di:

- abitudini
- azioni che si ripetono
- fatti generali
- routine quotidiane

**ATTENZIONE: L'ausiliare è DO oppure DOES per la terza persona singolare (HE/SHE/IT)**

**I go to school every day. → Vado a scuola ogni giorno.**

**She works in an office. → Lei lavora in un ufficio.**

**FORMA AFFERMATIVA, NEGATIVA E INTERROGATIVA**

I	PLAY	DO NOT PLAY	DO I PLAY
YOU	PLAY	DO NOT PLAY	DO YOU PLAY
WE	PLAY	DO NOT PLAY	DO WE PLAY
YOU	PLAY	DO NOT PLAY	DO YOU PLAY
THEY	PLAY	DO NOT PLAY	DO THEY PLAY
<b>SHE/HE/IT</b>	<b>PLAYS</b>	<b>DOES NOT PLAY</b>	<b>DOES SHE/HE/IT PLAY?</b>

La **-s** si usa solo con:

**He - She - It**

e solo nella forma affermativa.

Regole principali:

1. Verbo normale → + s
  - play → plays
  - read → reads
2. Verbi che finiscono in **-s, -sh, -ch, -x, -o** → + es
  - go → goes
  - watch → watches
  - wash → washes
3. Verbo che finisce in **consonante + y** → y → ies
  - study → studies
  - carry → carries



## AVVERBI DI FREQUENZA

- always → I always study.
- usually → She usually wakes up early.
- often → We often play football.

- sometimes → They sometimes watch TV.
- never → He never eats fish.

Prima del verbo: I often read.

Dopo "to be": She is always late.

## ESERCIZI: TRASFORMIAMO LE FRASI

AFFERMATIVA	NEGATIVA E INTERROGATIVA
SHE PLAYS FOOTBALL	SHE DOESN'T PLAY FOOTBALL DOES SHE PLAY FOOTBALL?
I OFTEN WATCH THE TV	I DON'T OFTEN WATCH THE TV DO YOU OFTEN WATCH THE TV?
THEY STUDY ENGLISH	THEY DON'T STUDY ENGLISH DO THEY STUDY ENGLISH?

## PICCOLO TESTO CON IL PRESENT SIMPLE:

I wake up at 7 o'clock.

I **always** have breakfast at home.

I go to school from Monday to Friday.

I **usually** study in the afternoon.

In the evening, I **often** watch TV or read a book.

I **sometimes** play football with my friends.

I **never** go to bed late.

○

Trasforma le frasi come indicato.

1. She usually goes to school by bus. → negativa
2. They often have lunch at home. → interrogativa

Scrivi frasi complete seguendo le indicazioni.

1. negativa → he / always / watch TV in the morning
2. interrogativa → you / usually / study / in the evening

Completa le frasi con il verbo tra parentesi al Present Simple.

1. I \_\_\_\_\_ (wake up) at 7.
2. She \_\_\_\_\_ (study) English.
3. They \_\_\_\_\_ (play) football.
4. He \_\_\_\_\_ (watch) TV in the evening.

Completa con do / does / don't / doesn't.

1. \_\_\_\_\_ you study in the afternoon?
2. She \_\_\_\_\_ like coffee.
3. \_\_\_\_\_ he play football?
4. We \_\_\_\_\_ watch TV every day.

3ce5b508-2c17-43a2-a018-a4449b71f1c2

# PAST SIMPLE



Date: Jan 11, 2026

Subject: PAST SIMPLE



## Azione completata nel passato

- L'azione è finita, spesso con un momento preciso nel passato.
- Esempi:
  - I **watched** a movie **yesterday**.
  - She **visited** Rome **last year**.

## Sequenza di azioni nel passato

- Quando racconti più azioni che si succedono.
- Esempi:
  - I **woke up, had breakfast, and went to school**.

## Azioni passate con avverbi di tempo specifici

- Yesterday, last week, in 2020, two days ago...
- Esempi:
  - They **traveled** to London **last summer**.
  - I **didn't** see him **yesterday**.


**FORMA AFFERMATIVA, NEGATIVA E INTERROGATIVA**

I	PLAYED	DID NOT PLAY	DID I PLAY
YOU	PLAYED	DID NOT PLAY	DID YOU PLAY
WE	PLAYED	DID NOT PLAY	DID WE PLAY
YOU	PLAYED	DID NOT PLAY	DID YOU PLAY
THEY	PLAYED	DID NOT PLAY	DID THEY PLAY
SHE/HE/IT	PLAYED	DID NOT PLAY	DID SHE/HE/IT PLAY?

- Verbi regolari → formano il Past Simple aggiungendo **-ed** alla forma base (play → played).
- Verbi irregolari → non seguono regole fisse, hanno una forma speciale da imparare a memoria (go → went, eat → ate).

- play → played → **I played football yesterday.**
- watch → watched → **She watched TV last night.**
- go → went → **I went to the park yesterday.**
- eat → ate → **He ate pizza for lunch.**

**ATTENZIONE!!!! ALLA NEGATIVA E INTERROGATIVA IL VERBO RITORNA ALLA FORMA BASE POICHE' ABBIAMO GIA' L'AUSILIARE DID CHE CI AIUTA A CAPIRE IL TEMPO VERBALE DELLA FRASE.**



## AVVERBI DI TEMPO

- yesterday → I played football yesterday.
- last week / last year → She visited Rome last year.
- two days ago / in 2020 → They went to London two days ago.

## ESERCIZI: TRASFORMIAMO LE FRASI

AFFERMATIVA	NEGATIVA E INTERROGATIVA
I SAW A STAR	I DID NOT SEE A STAR DID YOU SEE A STAR?
WE HAD FOUR CATS	WE DID NOT HAVE FOUR CATS DID WE HAVE FOUR CATS?
I WASHED MY CAR YESTERDAY	I DID NOT WASH MY CAR YESTERDAY DID YOU WASH YOUR CAR YESTERDAY?

### PICCOLO TESTO CON IL PAST SIMPLE:

Yesterday, I **woke up** at 7 o'clock.

I **had** breakfast and then I **went** to school.

At school, I **studied** English and **played** football with my friends.

I **always** enjoyed recess.

After school, I **visited** my grandmother.

In the evening, I **watched** a movie and then I **went** to bed early.

### Trasforma in interrogativa:

1. They went to the park. → \_\_\_\_\_?
2. She visited her grandmother. → \_\_\_\_\_?
3. I studied last night. → \_\_\_\_\_?
4. He played football yesterday. → \_\_\_\_\_?

### Completa con il Past Simple corretto (regolare o irregolare) + avverbi:

1. Yesterday, I \_\_\_\_\_ (wake) up at 7 o'clock.
2. She \_\_\_\_\_ (always / enjoy) math class.
3. We \_\_\_\_\_ (go) to the cinema two days ago.
4. He \_\_\_\_\_ (never / eat) vegetables when he was a child.

### Completa le frasi con il verbo tra parentesi al Past Simple:

1. I \_\_\_\_\_ (play) football yesterday.
2. She \_\_\_\_\_ (visit) her friend last week.
3. He \_\_\_\_\_ (eat) pizza for lunch.
4. We \_\_\_\_\_ (watch) a movie yesterday evening.

### Trasforma in negativo:

1. I played football. → I \_\_\_\_\_.
2. She went to school. → She \_\_\_\_\_.
3. We studied English. → We \_\_\_\_\_.
4. He ate breakfast. → He \_\_\_\_\_.

# PRESENT PERFECT



Date: Mar 15, 2026

Subject: Present Perfect

1. Esperienze nella vita (senza tempo specifico)  
Quando diciamo qualcosa che è successo nella nostra vita, ma non diciamo quando.

Esempi:

1. **I have visited** London.
2. **She has tried** sushi.
3. **We have seen** that movie.

2. Azioni passate con risultato nel presente

Esempi:

- **I have lost** my keys. (non le ho ancora)
- **She has broken** her phone.
- **They have finished** the project.

3. Azioni iniziate nel passato e ancora vere adesso

Spesso con for o since.

Esempi:

- **I have lived** here for 5 years.
- **She has worked** here since 2020.
- **They have known** each other for a long time.



FORMA AFFERMATIVA, NEGATIVA E INTERROGATIVA

I	HAVE PLAYED	HAVE NOT PLAYED	HAVE I PLAYED?
YOU	HAVE PLAYED	HAVE NOT PLAYED	HAVE YOU PLAYED?
SHE/HE/IT	HAS PLAYED	HAS NOT PLAYED	HAS SHE/HE/IT PLAYED?
WE	HAVE PLAYED	HAVE NOT PLAYED	HAVE WE PLAYED?
YOU	HAVE PLAYED	HAVE NOT PLAYED	HAVE YOU PLAYED?
THEY	HAVE PLAYED	HAVE NOT PLAYED	HAVE THEY PLAYED?

Il nostro AUSILIARE è il verbo AVERE (HAVE oppure HAS)

Il verbo NON E' MAI ALLA FORMA BASE:

- Se è un **verbo regolare**----> aggiungiamo ed (SEMPRE!)

Esempio: We have **watched** tv for three hours

- Se è un **verbo irregolare**---> utilizziamo il PARTICIPIO PASSATO, la terza colonna della tabella (SEMPRE!)

Esempio: We have **eaten** a sandwich since this morning

## Avverbi più comuni ( prima del verbo principale della frase)

**Already** - “già”

- She has already eaten.  
(Ha già mangiato.)

**Yet** - “ancora” (usato soprattutto nelle domande e nelle frasi negative)

- I haven't finished yet.
- Have you done it yet?

**Just** - “appena”

- I have just arrived.  
(Sono appena arrivato.)

**Ever** - “mai” (domande su esperienze)

- **Have you ever been to Paris?**  
(Sei mai stato a Parigi?)

**Never** - “mai” (esperienze negative)

- **I have never tried sushi.**  
(Non ho mai provato il sushi.)

**For / Since** - durata di un'azione

- **I have lived here for 5 years.**
- **She has worked here since 2020.**

## TRASFORMIAMO LE FRASI

Affermativa	Negativa e interrogativa
She has already eaten a sandwich for lunch	She has not already eaten a sandwich for lunch Has she already eaten a sandwich for lunch ?
We have visited Paris	We have not visited Paris Have we visisted Paris?
They have just broken their laptops	They have not just broken their laptops Have they just broken their laptops?

### DIFFERENZA TRA PRESENT PERFECT AND PAST SIMPLE!



Il Past Simple lo usiamo per azioni **CONCLUSE** nel passato e ogni volta che viene indicato il **QUANDO**, mentre utilizziamo il Present Perfect in frasi in cui non viene specificato il tempo.

Esempio: Ho visitato Parigi 3 anni fa---> I visited Paris three years ago (**QUANDO!**)

**Usa have/has + participio passato. Attenzione agli avverbi!**

1. She \_\_\_ (finish) her homework already, but she can't find her pen.
2. I \_\_\_ (never/see) such a beautiful painting before.
3. We \_\_\_ (just/start) reading the book, so don't ask questions yet.
4. He \_\_\_ (lose) his wallet, and now he can't pay for lunch.
5. \_\_\_ you ever \_\_\_ (be) to New York?

**Cambia queste frasi dal Past Simple al Present Perfect se necessario, facendo attenzione al contesto.**

1. I went to Italy last year. → ...
2. She bought a new car yesterday. → ...
3. They watched that movie last weekend. → ...
4. He studied English in high school. → ...
5. We met John two months ago. → ...

# PRESENT CONTINUOS E PAST CONTINUOS



Date: Mar 15, 2026

Subject: Present Continuos and Past Continuos



## 1. Azione che sta succedendo proprio adesso

- **I am reading** a book. (Sto leggendo un libro adesso)
- **She is talking** on the phone.

Viene sempre tradotto con il gerundio in italiano

Esempio: **I am eating** a sandwich--> **sto mangiando** un sandwich

In questo caso l'ausiliare è il verbo essere al presente (is oppure are)!!!!

## FORMA AFFERMATIVA, NEGATIVA E INTERROGATIVA

I	AM STUDYING	AM NOT STUDYING	AM I STUDYING?
YOU	ARE STUDYING	ARE NOT STUDYING	ARE YOU STUDYING?
SHE/HE/IT	IS STUDYING	IS NOT STUDYING	IS SHE/HE/IT STUDYING?
WE	ARE STUDYING	ARE NOT STUDYING	ARE WE STUDYING?
YOU	ARE STUDYING	ARE NOT STUDYING	ARE YOU STUDYING?
THEY	ARE STUDYING	ARE NOT STUDYING	ARE THEY STUDYING?

Attenzione! Al Present Continuos il VERBO E' SEMPRE CON ING IN TUTTE LE SUE FORME!!

# TRASFORMIAMO E TRADUCIAMO

WE ARE EATING A PIZZA AND DRINKING AN  
ORANGE JUICE

Noi stiamo mangiando una pizza e bevendo un  
succo d'arancia

WE ARE NOT EATING A PIZZA AND  
DRINKING AN ORANGE JUICE

ARE WE EATING A PIZZA AND DRINKING AN  
ORANGE JUICE?

PAST  
CONTINUOUS

## Azione in corso in un momento specifico del passato

- I was **studying** at 8 pm yesterday.
- She was **watching** TV when I called.

## Due azioni che succedono simultaneamente

- While I was **cooking**, he was **listening** to music.
- They were **playing** outside while it was **raining**.

## Azione in corso interrotta da un'altra azione

- I was **walking** home when I saw an accident.
- She was **reading** when the phone rang.

In questo caso **IL NOSTRO AUSILIARE E' IL VERBO ESSERE AL PASSATO (WAS/WERE)**

Il Past Continuous è molto simile al Present Continuous attenzione alla traduzione!! In questo caso è un'azione passata dunque utilizziamo **GERUNDIO PASSATO!!!**

I was eating an apple---> lo **stavo mangiando** una mela

I	WAS PLAYING	WAS PLAYING	WAS I PLAYING?
YOU	WERE PLAYING	WERE NOT PLAYING	WERE YOU PLAYING
SHE/HE/IT	WAS PLAYING	WAS NOT PLAYING	WAS I PLAYING?
WE	WERE PLAYING	WERE NOT PLAYING	WERE WE PLAYING
YOU	WERE PLAYING	WERE NOT PLAYING	WERE YOU PLAYING
THEY	WERE PLAYING	WERE NOT PLAYING	WERE THEY PLAYING

#### TRASFORMIAMO FRASI

Affermativa	Negativa e interrogativa
WE WERE WATCHING A MOVIE	WE WERE NOT WATCHING A MOVIE WERE WE WATCHING A MOVIE?
MY SISTER AND I WERE TRAVELLING SOUTH ITALY	MY SISTER AND I WERE NOT TRAVELLING SOUTH ITALY WERE MY SISTER AND I TRAVELLING SOUTH ITALY?
I WAS WATCHING A TV MOVIE	I WAS NOT WATCHING A TV MOVIE WAS I WATCHING A TV MOVIE?

## PAST SIMPLE E PAST CONTINUOUS INSIEME!



Il Past Continuous indica un'azione che era in corso, si stava svolgendo QUANDO all'improvviso è subentrata un'altra azione. Molte volte IL PAST SIMPLE SI METTE DOPO "WHEN"!!!!

Esempio: **Stavo studiando** quando mia madre **mi chiamò**---> **I was studying when my mother called me**

### Completa le frasi con il Present

Continuous (am/is/are + verbo-ing).

1. I \_\_\_\_ (read) a book and my brother \_\_\_\_ (watch) TV.
2. She \_\_\_\_ (cook) dinner while her sister \_\_\_\_ (listen) to music.
3. They \_\_\_\_ (play) football and their friends \_\_\_\_ (take) photos.

Scegli la forma corretta tra le due opzioni.

1. He \_\_\_\_ (is / are) studying for his exam, and his friends \_\_\_\_ (is / are) playing outside.
2. We \_\_\_\_ (am / are) going to the park, but it \_\_\_\_ (is / are) raining.
3. She \_\_\_\_ (is / are) writing an email while he \_\_\_\_ (is / are) talking on the phone.

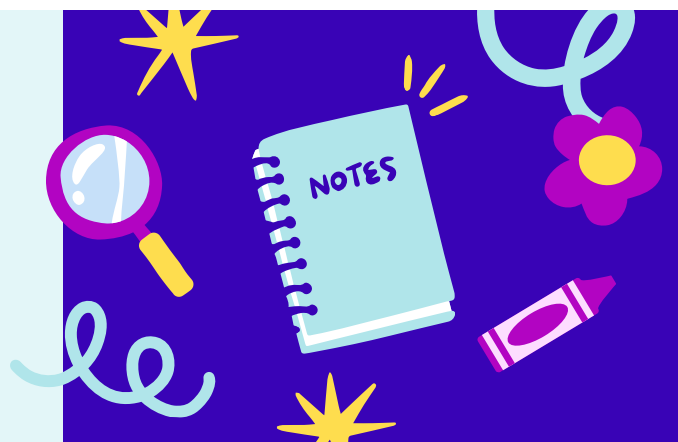
### Completa le frasi con il Past Continuous.

1. I \_\_\_\_ (read) a book while my sister \_\_\_\_ (watch) TV last night.
2. They \_\_\_\_ (play) football when it suddenly \_\_\_\_ (start) to rain.
3. She \_\_\_\_ (cook) dinner, and her brother \_\_\_\_ (listen) to music.

Completa con la forma corretta (Past Continuous o Past Simple) e fai attenzione a "when" e "while".


1. I \_\_\_\_ (walk) home when I \_\_\_\_ (see) a beautiful cat.
2. She \_\_\_\_ (read) a book while her brother \_\_\_\_ (play) video games.
3. They \_\_\_\_ (watch) TV when the phone \_\_\_\_ (ring).
4. We \_\_\_\_ (study) for the test while our parents \_\_\_\_ (cook) dinner.

# FUTURO SEMPLICE WILL



Date: Mar 15, 2026

Subject: FUTURO CON WILL



**Futuro WILL** corrisponde al futuro semplice in inglese: azioni che succeranno, previsioni sul futuro e promesse o offerte future.

- I will help you with the homework
- Don't worry, I will call you later

In questo caso l'AUSILIARE E' WILL uguale per tutti i soggetti! ATTENZIONE WILL VA SEMPRE MESSO IN TUTTE LE FORME: AFFERMATIVA, NEGATIVA E INTERROGATIVA.

Il futuro con Will si traduce come un normale futuro semplice in italiano!! SUPER EASY

I	WILL PLAY	WILL NOT PLAY	WILL I PLAY
YOU	WILL PLAY	WILL NOT PLAY	WILL YOU PLAY
SHE/HE/IT	WILL PLAY	WILL NOT PLAY	WILL SHE/HE/IT PLAY
WE	WILL PLAY	WILL NOT PLAY	WILL WE PLAY
YOU	WILL PLAY	WILL NOT PLAY	WILL YOU PLAY
THEY	WILL PLAY	WILL NOT PLAY	WILL THEY PLAY

## TRASFORMIAMO FRASI

Affermativa	Negativa e interrogativa
I will call you tomorrow	I will not call you tomorrow Will I call you tomorrow?
She will study english tomorrow	She will not study english tomorrow Will she study english tomorrow?
We will play football all together	We will not play football all together Will we play football all together?



La forma contratta di WILL NOT è WON'T. Molte volte dunque troveremo la forma contratta alla negativa

- She will not come today---> She won't come today (uguale il significato non cambia!)

**Completa le frasi con will o won't e il verbo tra parentesi.**

1. Don't worry, I \_\_\_\_ (help) you with your homework.
2. She is very tired, so she \_\_\_\_ (come) to the party tonight.
3. I think they \_\_\_\_ (arrive) late because of the traffic.
4. He promises he \_\_\_\_ (tell) anyone your secret.
5. The weather looks terrible. It \_\_\_\_ (be) a good day for a picnic.
6. I'm sure we \_\_\_\_ (find) a solution to this problem.

**Trasforma le frasi usando will o won't.**

1. I promise I don't tell anyone.  
→ I \_\_\_\_ tell anyone.
2. She refuses to help us.  
→ She \_\_\_\_ help us.
3. I am sure he passes the exam.  
→ He \_\_\_\_ pass the exam.
4. They refuse to listen to the teacher.  
→ They \_\_\_\_ listen to the teacher.
5. I promise I call you tomorrow.  
→ I \_\_\_\_ call you tomorrow.
6. I think he doesn't understand the problem.  
→ He \_\_\_\_ understand the problem.

# VERBI MODALI



Date: Mar 15, 2026

Subject: Verbi modali



I verbi modali sono verbi speciali che si usano prima del verbo principale per esprimere abilità, possibilità, obbligo o consiglio.

Struttura:

**Soggetto + verbo modale + verbo base**

**Il verbo è sempre base!!**

I verbi Modali di oggi sono: CAN, COULD, MUST and SHOULD. I verbi modali vanno sempre usati in tutte le forme: affermativa, negativa e interrogativa. SONO LORO STESSI L'AUSILIARE DELLA FRASE!!!

## CAN/ COULD (POTERE)

### Can

Si usa per abilità, possibilità o permesso.

- I **can** speak English.--> Io posso parlare inglese
- You **can** use my phone.--> Tu puoi usare il mio telefono

### Could

Si usa per abilità nel passato o richieste più gentili.

- I **could** swim when I was five.--> Io potevo nuotare quando avevo cinque anni
- **Could** you help me?-->Potresti aiutarmi

ATTENZIONE: CAN si usa per il PRESENTE, COULD si usa per il PASSATO E FUTURO

I	CAN PLAY	CAN NOT PLAY	CAN I PLAY
YOU	CAN PLAY	CAN NOT PLAY	CAN YOU PLAY
SHE/HE/IT	CAN PLAY	CAN NOT PLAY	CAN SHE/HE/IT PLAY
WE	CAN PLAY	CAN NOT PLAY	CAN WE PLAY
YOU	CAN PLAY	CAN NOT PLAY	CAN YOU PLAY
THEY	CAN PLAY	CAN NOT PLAY	CAN THEY PLAY

I	COULD PLAY	COULD NOT PLAY	COULD I PLAY
YOU	COULD PLAY	COULD NOT PLAY	COULD YOU PLAY
SHE/HE/IT	COULD PLAY	COULD NOT PLAY	COULD SHE/HE/IT PLAY
WE	COULD PLAY	COULD NOT PLAY	COULD WE PLAY
YOU	COULD PLAY	COULD NOT PLAY	COULD YOU PLAY
THEY	COULD PLAY	COULD NOT PLAY	COULD THEY PLAY

## Must

Si usa per **obbligo o necessità forte**.

- You **must wear** a seatbelt.--> Tu devi indossare la cintura
- Students **must study** for the test.-->Studenti devono studiare per il test

I	MUST PLAY	MUST NOT PLAY	MUST I PLAY
YOU	MUST PLAY	MUST NOT PLAY	MUST YOU PLAY
SHE/HE/IT	MUST PLAY	MUST NOT PLAY	MUST SHE/HE/IT PLAY
WE	MUST PLAY	MUST NOT PLAY	MUST WE PLAY
YOU	MUST PLAY	MUST NOT PLAY	MUST YOU PLAY
THEY	MUST PLAY	MUST NOT PLAY	MUST THEY PLAY

## Should

Si usa per **consigli o raccomandazioni**.

- You **should drink** more water.--> Tu dovresti bere più acqua
- She **should study** more.--> Lei dovrebbe studiare di più

I	SHOULD PLAY	SHOULD NOT PLAY	SHOULD I PLAY
YOU	SHOULD PLAY	SHOULD NOT PLAY	SHOULD YOU PLAY
SHE/HE/IT	SHOULD PLAY	SHOULD NOT PLAY	SHOULD SHE/HE/IT PLAY
WE	SHOULD PLAY	SHOULD NOT PLAY	SHOULD WE PLAY
YOU	SHOULD PLAY	SHOULD NOT PLAY	SHOULD YOU PLAY
THEY	SHOULD PLAY	SHOULD NOT PLAY	SHOULD THEY PLAY

ATTENZIONE!

- Dopo ogni verbo modale il verbo è base

Non si usa **to** e non cambia forma.

- ✓ I **can swim**
- ✓ She **should study**

- ✗ I can **to swim**
- ✗ She should **studies**

Affermativa	Negativa e interrogativa
We can study english this evening	We can not study english this evening Can we study english this evening?
I should work with you	I should not work with you Should I work with you?
We could buy a house 3 years ago	We could not buy a house 3 years ago Could we buy a house 3 yhears ago?

**Completa con can't, couldn't, mustn't, shouldn't.**

1. You \_\_\_\_ smoke in this hospital.
2. I \_\_\_\_ understand the question yesterday.
3. You \_\_\_\_ eat too much junk food.
4. He \_\_\_\_ drive because he is too young.
5. We \_\_\_\_ park the car here.

**Scegli il modale corretto:**

**You look sick. You must / should see a doctor.**

**When she was young, she can / could play the piano.**

**Students must / could study for the exam tomorrow.**

**Can / Must you help me with this problem?**

**You should / could drink more water.**

**(can, could, must, should)**

1. You \_\_\_\_ wear a seatbelt in the car.
2. I \_\_\_\_ swim very well.
3. When I was a child, I \_\_\_\_ run very fast.
4. You look tired. You \_\_\_\_ rest.
5. \_\_\_\_ you help me with this exercise?

**Completa con il modale corretto:**

**I am very hungry. I \_\_\_\_ eat something.**

**\_\_\_\_ you open the window, please?**

**When I was five, I \_\_\_\_ read simple books.**

**You \_\_\_\_ study more if you want to pass the test.**

**You \_\_\_\_ run in the school corridor.**

# FINAL REVIEW AND REAL ENGLISH



Date: Mar 15, 2026



## Mixed Tenses Exercise, vediamo insieme come usare tutti i verbi

I **usually** WAKE UP early, but **today** I AM WORKING from home.

She LOST her keys **yesterday**, so she CAN NOT enter the house.

We HAVE **already** FINISHED dinner, so we ARE WATCHING a movie **now**.

**While** I WAS DRIVING to work this morning, I SAW a strange accident.

They HAVE LIVED in this city **for five years** and they really like it.

I think the weather WILL BE better **tomorrow**.

**When I was a child**, I PLAYED football every day after school.

She STUDIED all evening **yesterday** because she HAS an exam **today**.

Look at those clouds! It **WILL** rain.

I HAVE **never** TRIED Japanese food, but I WANT to try it soon.

Yesterday evening I **was walking** home from work when I **met** an old friend.  
 We **have known** each other since high school, but we **haven't seen** each other for years.  
 While we **were talking**, it suddenly **started** to rain.  
 We **ran** into a small café and **ordered** two coffees.  
 My friend **is working** in a new company now and he **is planning** to move to another city next year.  
 I think he **will enjoy** the change.  
 We **talked** for almost an hour and then we **said** goodbye.  
 I **am going to call** him again next week

Ieri sera **stavo camminando** verso casa dal lavoro quando **ho incontrato** un vecchio amico.  
**Ci conosciamo** dai tempi del liceo, ma **non ci vediamo** da anni.  
 Mentre **stavamo parlando**, improvvisamente **ha iniziato** a piovere.  
**Siamo corsi** in un piccolo caffè e **abbiamo ordinato** due caffè.  
 Il mio amico **lavora** in una nuova azienda adesso e **sta pianificando** di trasferirsi in un'altra città l'anno prossimo.  
 Penso che **apprezzerà** il cambiamento.  
**Abbiamo parlato** per quasi un'ora e poi **ci siamo salutati**.  
**Lo chiamerò** di nuovo la prossima settimana.

### CORREGGIAMO GLI ERRORI!!!!

I have seen him yesterday.	I saw him yesterday
She don't likes coffee.	She doesn't like coffee
He can to drive very well.	He can drive very well
We was watching a movie when she called.	We were watching a movie when she called

## Ristorante

Hello, Can I have a table for two?

Posso avere un tavolo per due?

Do you have a vegan menu for my sister?

I could not order before, Could I order now?

## Aeroporto

What time does the flight leave?

A che ora parte il volo?

Can I see your passport?

Posso vedere il suo passaporto?

My flight will leave in 30 minutes, I will call you there!

## Hotel

Can I have the Wi-Fi password?

Posso avere la password del Wi-Fi?

I have never been in this hotel, wow it is beautiful. Can I see the spa area?

Can I check in, please. If it is too early I will come later?

Posso fare il check-in?

**FORMA INTERROGATIVA ( DO/DOES+SOGGETTO+VERBO)**

<b>DO I</b>	<b>PLAY?</b>
<b>DO YOU</b>	<b>PLAY?</b>
<b>DOES SHE/HE/iT</b>	<b>PLAY?</b>
<b>DO WE</b>	<b>PLAY?</b>
<b>DO YOU</b>	<b>PLAY?</b>
<b>DO THEY</b>	<b>PLAY ?</b>